

SANY®

HUZHOU SANY LOADER CO., LTD

NO.18-666, INDUSTRIAL ROAD, SOUTH TAIHU LAKE HIGH-TECH INDUSTRIAL PARK, WUXING DISTRICT, HUZHOU CITY, ZHEJIANG, CHINA

Reminder:

Any change in the technical parameters and configuration due to product modification or upgrade may occur without prior notice. The machine in the picture may include additional equipment. This brochure is for reference only, and goods in kind shall prevail.

Copyright at SANY No part of this brochure may be copied or used for any purpose without written approval from SANY.

© Version 2025-09-23



Contact SANY Group



Follow SANY Group

SANYLOADER |    |  www.sanyglobal.com



SANY®

QUALITY CHANGES THE WORLD

SS210R

SANY Skid Steer Loader

- Engine Power: 53.3 kW / 71.5 hp
- Bucket Capacity: 0.4 m³ / 0.5 yd³
- Rated Operating Capacity: 998 kg / 2,200 lb
- Operating Weight: 3,950 kg / 8,708 lb



Read E-brochure

SKID STEER LOADER

The skid steer loader is a versatile, compact and highly maneuverable small engineering vehicle capable of 360° in-place turning. Equipped with a quick-hitch, it enables efficient switching between various tools to meet the demands of diverse working environments. It is widely used in fields such as building construction, agriculture, municipal engineering, landscaping etc.

The SS210R skid steer loader is an all-new product developed based on thorough market research and extensive feedback addressing customer pain points. Leveraging SANY mature excavator R&D platform and stringent testing system, the model has undergone 3,000 hours of endurance testing for reliability verification. With its new digital and intelligent design, it offers six key features, providing customers with exceptional value.



SIX HIGHLIGHTS



Comfortable Operation



Safety Operation



Efficient Operation



Convenient Maintenance



Intelligent Control



Various Attachments



COMFORTABLE OPERATION



Spacious Cab

- The cab has an interior width of 950 mm, providing ample space and depth for a comfortable experience.

Low Noise

- Adopting an integrated cab with good sealing.
- The temperature-control fan with large diameter can dissipate heat independently, making low noise.

Work with Front Door Open

- The design features an upward-opening door, with the front door capable of flipping up to the top of the cab via a unique linkage mechanism, allowing for operation with the door open.



Air Conditioning System

- Integrated cooling and heating, powerful and comfortable.
- Wind speed and direction, foot blow and defrosting, adjustable as desired.



Touch Display

- 7-inch LCD screen, anti-glare.
- Integrated with the control of equipment including rearview camera, air conditioning, radio, etc.



Ergonomic Designs

- The safety armrest features a streamlined design and armrest function, providing a comfortable and fatigue-free support.
- The joystick, buttons, and scroll wheel are arranged according to ergonomics for comfortable operation.



Considerate Designs

- Considerate designs such as 12V power socket, cup holder, storage bag, etc., for convenient use by the operator.

 **SAFETY OPERATION**



Multiple Protection

- Configure the reversing camera, interior rearview mirror, and boom rearview mirror; the new boom structure ensures that the operator can see the edge of the bucket from the normal position, providing a wide operating view.
- Equipped with a ROPS & FOPS cab, safety handrails, side window protective nets, operation safety bars, rotating beacon to ensure safety.
- Equipped with emergency unloading valve and escape window, practicing the concept of "life is the most important, and there is no price for life."

Visibility

- The reversing camera system and interior rearview mirror provide an ideal view behind the machine.
- Panoramic view design for front and sides to minimize unnecessary obstruction.



Safety Armrests

- Raising the safety armrest can prevent accidental operation.



Protective Net

- It prevents personnel injuries caused by splashing or falling stones, etc.



Rotating Beacon

- It always reminds people around to maintain a safe distance.



Escape Window

- Emergency exit.

INTELLIGENT CONTROL



Self-leveling

- Equipped with a bucket self-leveling system for smooth operation and spill-free material handling.

Intelligent Anti-Stall

- Adopts power adaptive allocation technology for intelligent anti-stall.

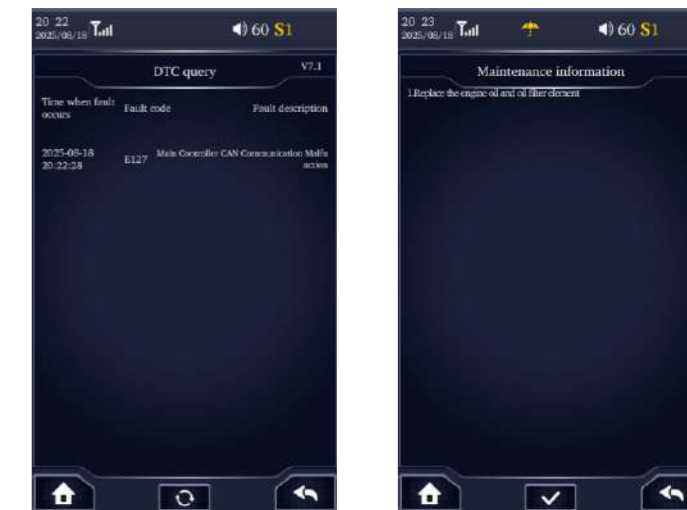
One-click Startup

- It is available to eliminate the trouble of carrying the key. And a password can be set to ensure the safety of your equipment.



Display Screen

- Self-diagnosis and maintenance reminder function for display screen faults.



Travel Performance

- Ride Control option improves operation on rough terrain, enabling better load retention, increased productivity and greater operator comfort.

With Ride Control on



With Ride Control off

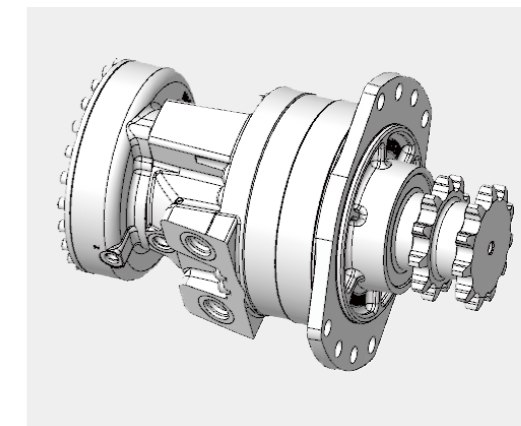



 **EFFICIENT OPERATION**



High Unloading Height

- The maximum hinge height reaches 3,130 mm, making truck loading easier.

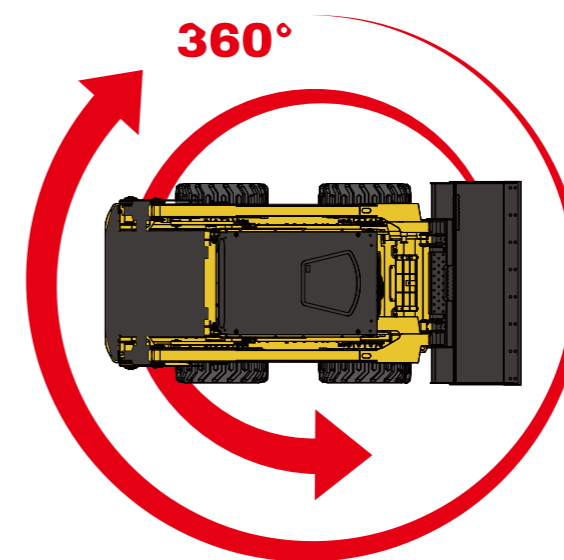


Powerful

- Both the power and traction are strong benefiting from its powerful YANMAR engine and a low-speed and high-torque motor.
- Based on its vertical lifting structure, large breakout force was achieved through the combination between the excellent point design and strong thrust cylinder.

Efficient

- Configured with dual speeds, with a maximum speed of 19.7 km/h, achieving efficient transfer.



Pivot 360 Degree in Place

- It can pivot 360 degree in place benefiting from its compact structure, making it possible to work in confined spaces.



Quick Hitch

- Hydraulic quick hitch for fast attachment changes.

 **CONVENIENT MAINTENANCE**



Ease of Maintenance

- The tailgate can be opened fully, and the mesh cover can be flipped up, allowing for easy access to all parts from the ground during routine maintenance.

Ease of Repair

- The entire cab can be flipped backward, providing enough spaces for inspecting and repairing components such as pumps, motors, and valves, making maintenance convenient.



 **VARIOUS ATTACHMENTS**

Versatility

- Standard and high flows are available, making that various attachments can be used to meet different assignments, such as buckets, sweepers, snow blowers, cold planers, forks, forest mulchers, etc.
- The auxiliary quick-connect coupling features a self-depressurization function, allowing users to replace it under pressure with ease.



Fork



Sweeper



Snow Blower



Cold Planer



Angle Brooms

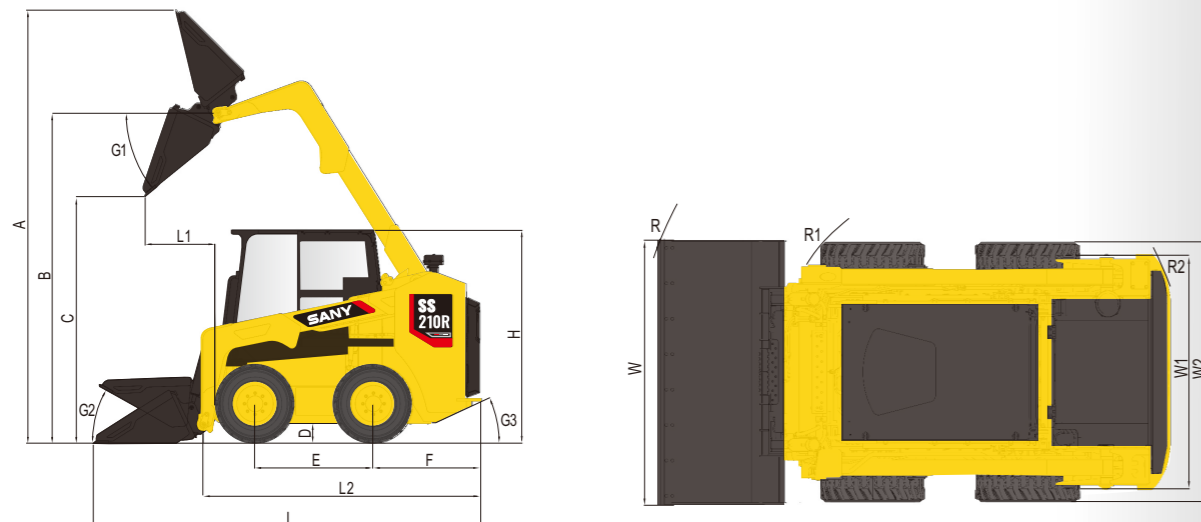


Forest Mulcher



OVERALL DIMENSIONS

Overall Dimensions	SS210R
A Maximum Overall Height	4,100 mm / 161.4 in
B Bucket Pin Height at Maximum Lift	3,130 mm / 123.2 in
C Clearance at Maximum Lift and Dump	2,365 mm / 93.1 in
L1 Reach at Maximum Lift and Dump	563 mm / 22.2 in
D Ground Clearance	192 mm / 7.6 in
E Wheelbase	1,130 mm / 44.5 in
F Bumper Overhang Behind Rear Axle	1,028 mm / 40.5 in
R Turning Radius from Center-Bucket	2,175 mm / 85.6 in
R1 Turning Radius from Center-Coupler	1,283 mm / 50.5 in
R2 Turning Radius from Center-Machine Rear	1,710 mm / 67.3 in
G1 Maximum Dump Angle	39°
G2 Rollback Angle of Bucket on Ground	30°
G3 Departure Angle	23°
L2 Length without Bucket	2,825 mm / 111.2 in
L Length with Bucket on Ground	3,644 mm / 143.5 in
W1 Wheel Track	1,514 mm / 59.6 in
W2 Over the Tire Width	1,770 mm / 69.7 in
W Over the Bucket Width	1,830 mm / 72 in
H Height to Top of Cab	2,040 mm / 80.3 in



TECHNICAL SPECIFICATIONS

Performance		Power System	
Rated Operating Capacity	998 kg / 2,200 lb	Engine Model	YANMAR 4TNV98CT
Operating Weight	3,950 kg / 8,708 lb	Engine Speed	2,400 rpm
Bucket Capacity	0.4 m ³ / 0.5 yd ³	Rated Power	53.3 kW / 71.5 hp
Tipping Load	1,996 kg / 4,400 lb	Peak Torque	280 N.m @ 1,560rpm
Breakout Force, Tilt Cylinder	25.5 kN	Displacement	3.319 L / 203 in ³
Breakout Force, Boom	20 kN	Bore x Stroke	φ98X110 mm / 3.9x4.3 in
Lift Geometry	Radial	Aspiration	Turbo-charger
One Speed	13.3 km/h / 8.2 mph	Emissions	EU Stage V & EPA Tier 4 Final
Two Speed	19.7 km/h / 12.2 mph		
Tire Size	10-16.5 10PR	Capacity	
		Battery Capacity	140 Ah
		Hydraulic Tank	35 L / 9.2 gal
		Hydraulic System	65 L / 17.2 gal
		Engine Oil	9.4 L / 2.5 gal
		Cooling System	13.4 L / 3.5 gal
		Chain Box, Each Side	17 L × 2 / 4.5 gal × 2
		Diesel Tank	80 L / 21 gal
Hydraulic System			
High Flow	120 L/min / 31.7 gal/min		
Standard Flow	80 L/min / 21.1 gal/min		
Hydraulic Pressure	230 bar / 3,336 psi		

STANDARD CONFIGURATIONS

Electrical System

- Beacon, Rotating ●
- Rearview Camera System ●
- Backup Alarm ●
- Heavy Duty Battery, 950 CCA ●
- LED Front and Rear Lights ●
- 7-inch Touch Screen ●
- One-click Startup ●
- Pedal Throttle Control ●
- 12 volt Electric Socket ●
- USB Power Port ●
- Audio System ●
- Radio ●
- Bluetooth ●

Cabin

- ROPS/FOPS Cab, Tilt Up ●
- Emergency Exit ●
- Fully Automatic Air Conditioning ●
- Mechanical Suspension Seat ●

Cabin

- Rearview Mirror ●
- Retractable Safety Belt ●
- Safety Armrest ●

Hydraulic System

- Multi-function Joystick ●
- ISO Pilot Control ●
- 2-speed ●
- Bucket Self-leveling System ●
- Hydraulic Quick Coupler ●
- Pressure Release Hydraulic Quick Couplers ●
- High Flow ●
- Reversing Fan ●
- Hydraulic Cooling System ●
- Ride Control ●

Others

- Tire, 10-16.5 ●
- Bucket (72 in), 0.4m³ ●

OPTIONAL CONFIGURATIONS

Cabin

- Air Suspension Seat ○

Others

- L5 Tire, 10-16.5 ○
- Solid Tires ○
- Bucket with Blade Plate (72 in), 0.4m³ ○
- Bucket with Teeth (72 in), 0.4m³ ○
- Bucket (72 in), 0.5m³ ○
- Bucket with Blade Plate (72 in), 0.5m³ ○
- Bucket with Teeth (72 in), 0.5m³ ○

● Standard ○ Optional

SANY OVERSEAS SERVICE

GLOBAL SUPPORT
ANYTIME ANYWHERE
NO MORE WAITING

900+



Overseas service centers

3500+



Professional technical service engineers

365×24



Support

Service Center

Tel: +86 4006098318

Mail: CRD@sany.com.cn

WhatsApp: +86 19908478631 (Only WhatsApp)

